

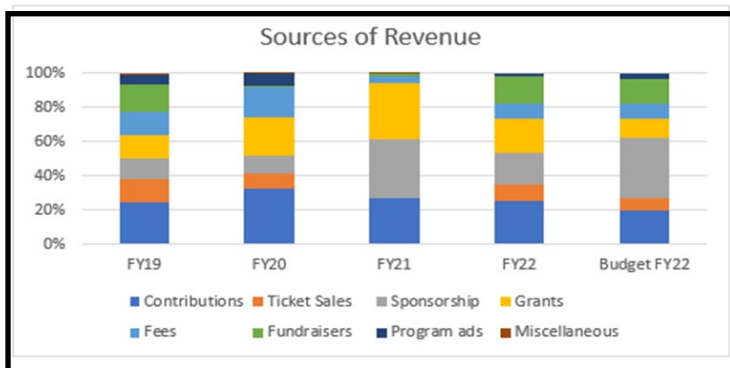
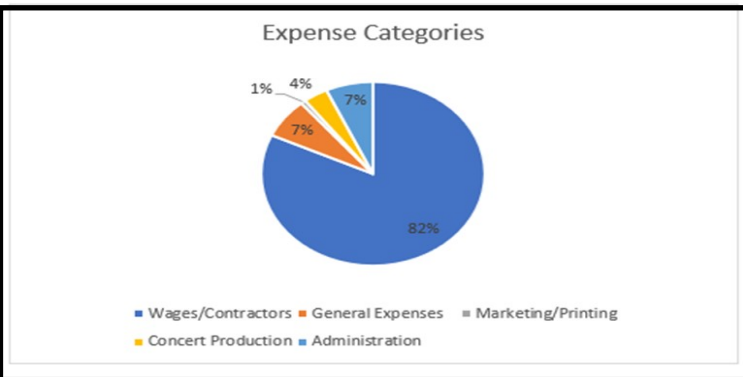
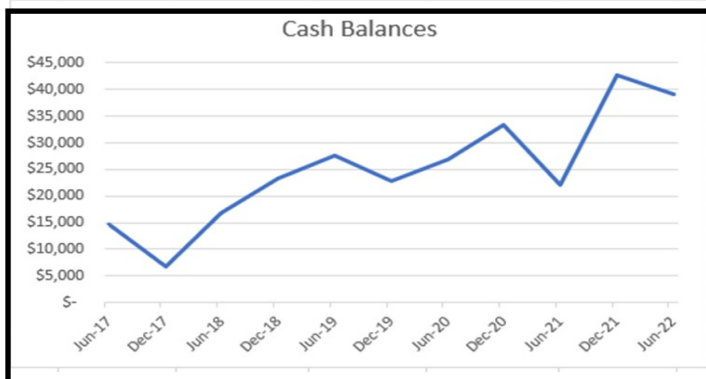


2021/2022 Final Results (July 1, 2021 to June 30, 2022)

- Member fees were lower than budget due to fewer singers because of Covid restrictions and fees were reduced due to fewer rehearsals and performances.
- Adventures in Harmony was not held due to COVID restrictions.
- Actual expenses were lower than budget by not having Adventures in Harmony, fewer instrumentalists, and concert production costs. Reduction in expenses offset lower revenue from sponsorships than budgeted.

Holland Chorale Profit and Loss Statements

	Actual FY19	Actual FY20	Actual FY21	Actual FY22	Budget FY22
Revenue sources					
Contributions	25,789	29,020	16,484	24,743	22,800
Ticket Sales	14,066	7,614	-	9,438	8,000
Sponsorship	11,900	9,472	21,000	18,500	40,000
Grants	14,770	19,813	20,441	19,668	13,050
Fees	13,860	15,850	2,500	9,329	10,700
Fundraisers	16,864	887	890	15,537	15,800
Program ads	6,010	6,170	-	1,600	4,000
Miscellaneous	457	36	23	-	-
Total Revenue	103,716	88,862	61,338	98,815	114,350
Expense Categories					
Wages/Contractors	61,055	62,592	48,110	57,031	60,510
General Expenses	2,832	3,588	4,121	11,525	16,350
Marketing/Printing	7,297	9,003	415	3,138	4,000
Concert Production	16,606	15,546	2,078	8,615	15,680
Administration	2,883	4,587	4,011	4,123	5,625
Total Expenses	90,673	95,316	58,736	84,432	102,165
Net Income	13,043	(6,454)	2,602	14,383	12,185



Organizational Highlights:

- Returned to in-person rehearsals and performances for the first time since March 2020.
- Held a live fundraising gala (A Grand Night for Singing) after a lapsed season due to COVID-19 pandemic.
- Prepared and performed two concerts: a Holiday concert in December 2021 and a concert featuring music by Beethoven and the Beatles in March 2022.
- Collaborated with the Holland Symphony Orchestra and choirs of Hope College in 2 performances of Beethoven's 9th Symphony.